




Tipping Device

tips on edge and puts back upright any grand piano



The piano tips over smoothly using its own weight



After removal of tipping device and legs, the piano is ready to be loaded by the Rollers

Equipment components:

- **keyboard box:** fastens to keyboard extremities with 2 rubber-coated adjustable clamps
- **shoe:** 4 adjustable attachment points to piano (clamp, non-reversing wedge, keyboard box screw, lid strap)
3 lengths available: 210, 230 and 280 cm
- **tipping mechanism:** fastens to keyboard box with 4 knobbed tightening screws - weight: 17 kg with handle
- **rear wheel:** fastens to rear leg of piano

Operation:

To put on edge: lift piano onto pivoting leg; remove left leg of piano; fold pivoting leg into tipping device; piano tips over; rear wheel accompanies the action.

To put back upright: pull keyboard box handle towards you; piano puts two legs on ground; lift left corner of piano with pivoting leg and install left piano leg.

- **Single-handed, effortless operation in total safety**
- **easy-to-use equipment**
- **pivoting leg for lifting left side of piano**
- **adaptable to all modern grand pianos**
- **no drilling of piano required**
- **shoe with adjustable fastenings**
- **no strain applied to piano frame**
- **light and compact equipment**
- **assembly in less than 5 minutes**
- **100% customer satisfaction**



A manoeuvre anyone can accomplish, even without previous piano moving experience

The wheeled pivoting leg allows piano to be easily lifted